

mySidewalk

# 10 Years in the Making

9+ Billion AI-Ready Data Points

*The platform for people who care about places.*

[mysidewalk.com](https://mysidewalk.com)



Like many organizations, there is a push to do more with artificial intelligence (AI). Then come the questions: **How do we use AI responsibly? How should we integrate AI into our organization?**

At mySidewalk, we believe AI can enhance many of the responsibilities and roles we have today. We've spent years curating the kind of data that matters to our users and studying the ways they talk about that data. Now, those nuances are cataloged by our tools –so **all you have to do is ask.**

So where do you get started?



**ALL OF THE DATA YOU  
NEED—IN ONE PLACE**

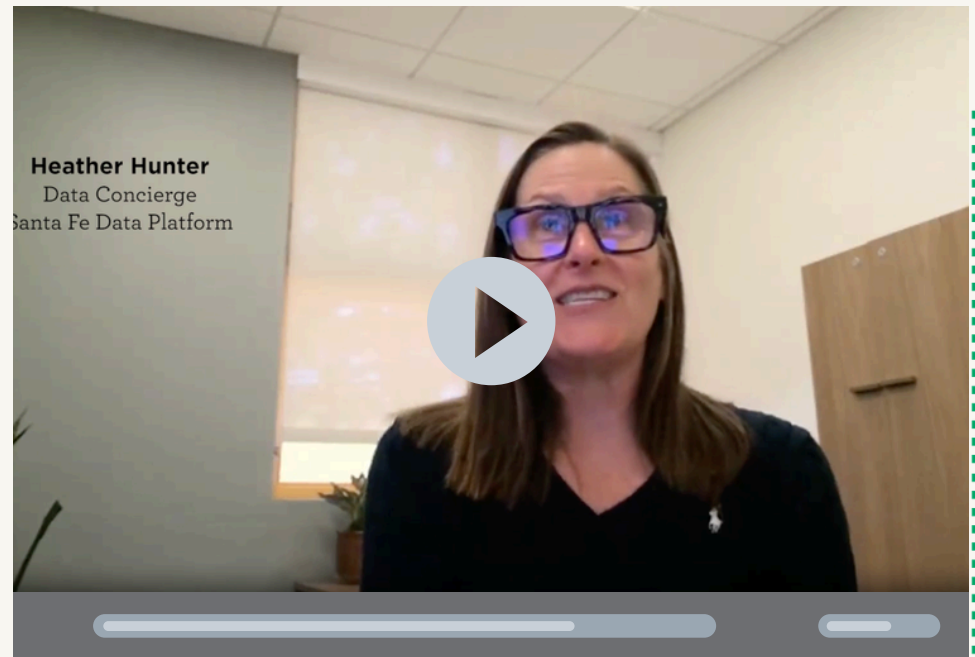
- USDA
- CDC
- FBI
- HUD
- Civil Rights Data Collection (CRDC)
- FEMA
- BLS
- AIDS<sub>VU</sub>
- CMS
- FCC
- EPA
- and more

**BROWSE THE  
CATALOG** →

## USING AI TO BROWSE 9,000 DATA TOPICS

The most frequently asked question in onboarding our subscribers is, **“Do you have data on (insert relevant topic)?”** mySidewalk users not only want to know what they should be considering, they also want to know what others are using to solve the same problem.

Take Heather Hunter from Santa Fe Data Platform. She wanted to know, **“What data do you have for affordable housing?”**

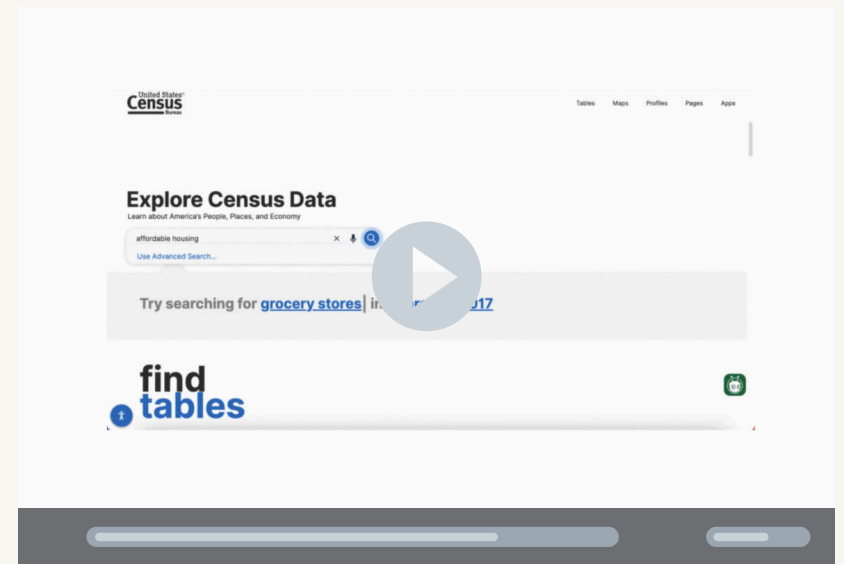


## USING AI TO BROWSE 9,000 DATA TOPICS

We tested Sidekick against ChatGPT, Google, and data.census.gov. Only one was able to browse data topics and return relevant indicators with a single request.



mySidewalk's Sidekick



vs.

Raw Data and ChatGPT

## MAPPING FASTER WITH AI

Imagine beginning an analyst with a question from a teammate: **“What does high blood pressure look like for Nashville at the zip code level?”**

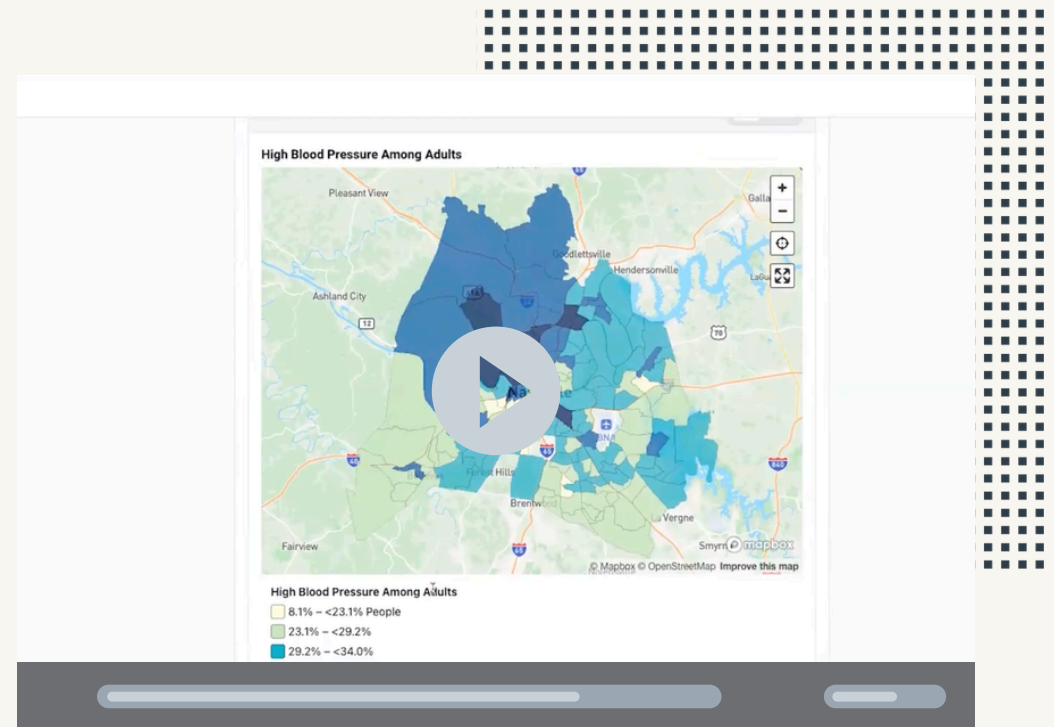
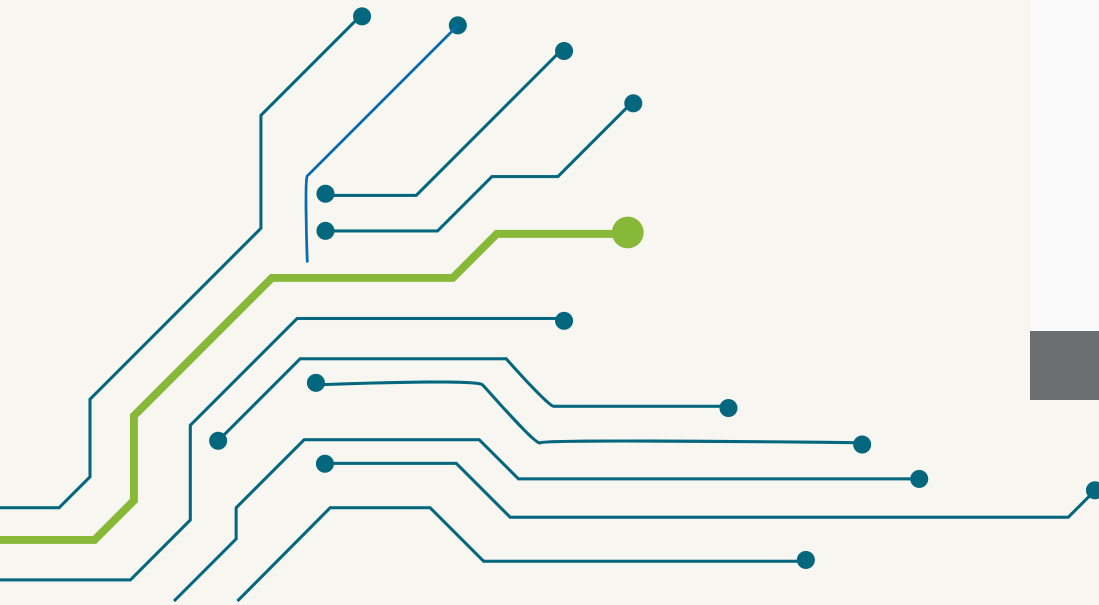
After some hours of analysis and pulling data, you have an answer for your teammate. Then you find out they actually need it by census tract or even by census block group. Soon, an easy question, with only one simple tweak, has consumed so much time. Most analysts, like Taylor Swift, know this situation all too well.

We understand the most powerful stories give context to where you’re seeing the impact. But here’s the thing—we don’t believe those stories should be reserved for the most technically advanced teammates.

**We believe anyone who can ask good questions should be able to tell great stories.**

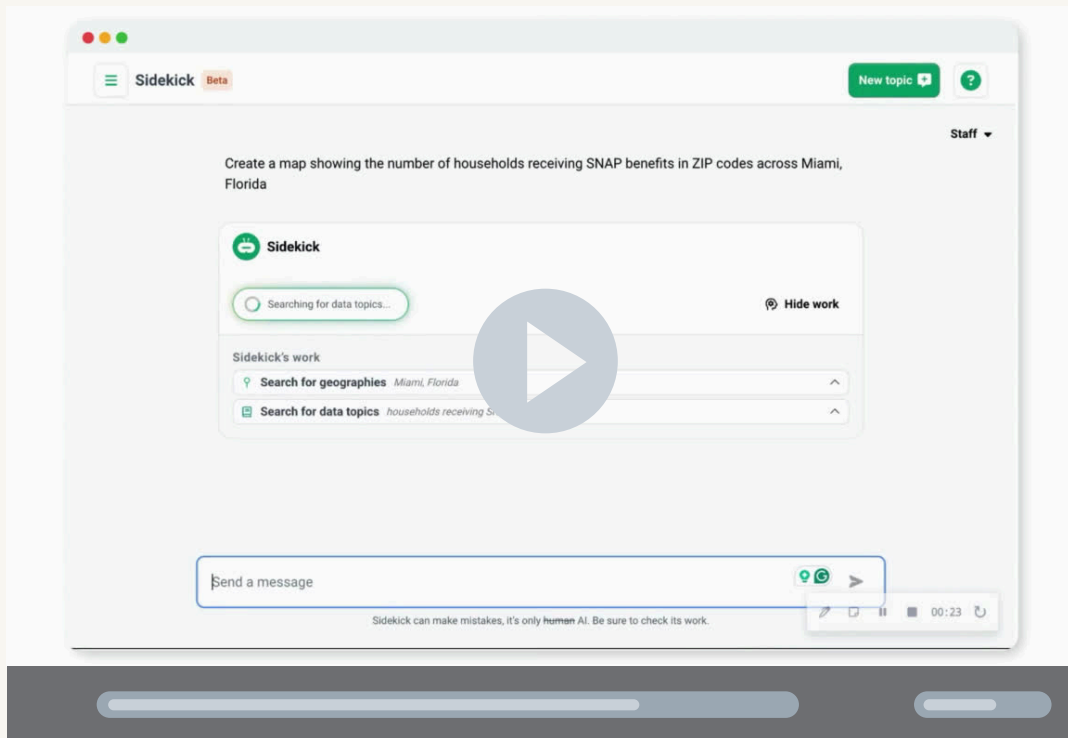
## MAPPING FASTER WITH AI

Take Catherine Bass at Belmont Data Collaborative. Previously, she had paid a consultant to answer this same question. **Watch her turn her answer into a map in seconds.**



## MAPPING FASTER WITH AI

We tested Sidekick against common map-making tools.



### Mapping with mySidewalk

1. Log into mySidewalk
2. Ask Sidekick to create a map

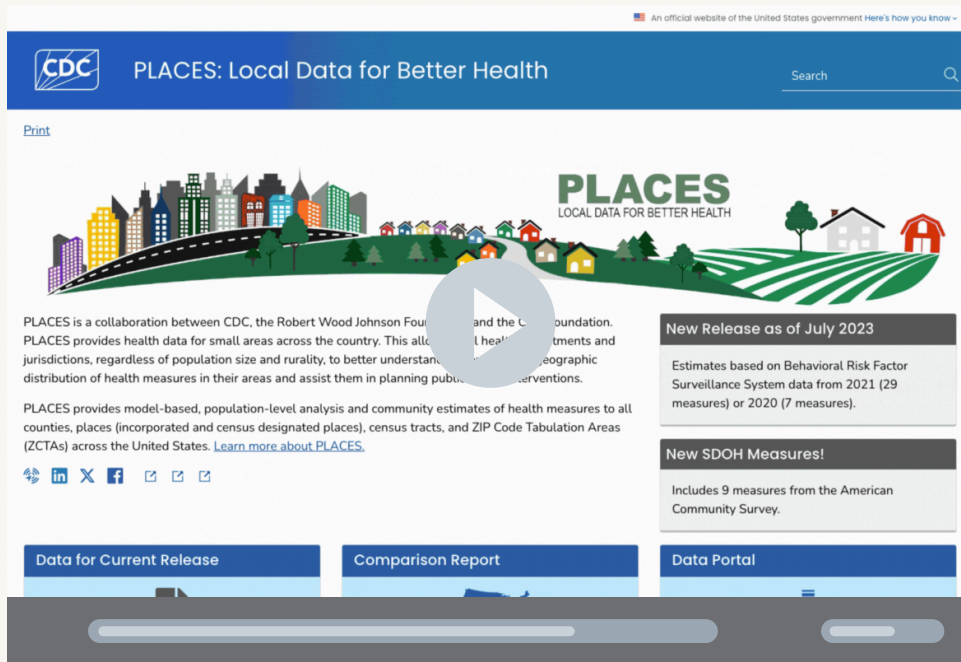
**Required Training:** None

**Time Required to Map:** 1 minute

**Total:** 1 minute

## MAPPING FASTER WITH AI

While some users learned technical skills, only one tool has zero training required.



### Mapping on your own

1. Find raw data
2. Download, organize & upload files
3. Manually create a map in GIS

### Required Training:

- 4 hours to 3 days

### Time Required to Map: 1-2 hours

### Total: 2 hours to 3+ days

Sidekick turns hours into minutes—regardless of technical skill.



## TEACHING AI WHAT TO USE (AND WHAT NOT TO)

AI agents are good at looking right even when they aren't. This means many AI tools will provide answers—without context. We know mySidewalk users have to provide answers to more than their team. Our tools not only ensure they feel good about the end result, but confidence to back every detail.

We've taught our tools to read only from our 50+ data sources and give users the supporting details when they need them.

Take Sarah Story at Jefferson County Health. When looking at depression in Westminster, CO, she was able to **see the year, the source, and the work being done by mySidewalk to get her answer.**



The logo for mySidewalk, with 'my' in a light green font and 'Sidewalk' in a dark blue font. The background of the entire slide features a stylized circuit board pattern with green and blue lines and dots.

mySidewalk

## TRANSFORM COMMUNITIES WITH AI-READY DATA ACCESS

Over 9 billion AI-ready data points at  
your fingertips

**SCHEDULE A DEMO**

*The platform for people who care about places.*

[mysidewalk.com](https://mysidewalk.com)